

MBT070

Hi-Temp DNA Polymerase

Components

Reagents provided	Product Code	MBT070			
		100 Units	200 Units	500 Units	1000 Units
Hi-Temp DNA Polymerase (2.5 U/μl)	MBT070	40 μl	80 μl	200 μl	400 μl
10X HiBuffer A (without MgCl ₂)	DS0276	400 μl	800 μl	2 ml	4 ml
10X HiBuffer S (with 17.5 mM MgCl ₂)	DS0277	400 μl	800 μl	2 ml	4 ml
50mM MgCl ₂	DS0118	200 μl	400 μl	1 ml	2 ml

Description:

Hi-Temp DNA Polymerase is a complex of specific anti-Taq monoclonal antibody with best quality thermostable Taq DNA Polymerase for automatic “hot start” amplification, resulting in greatly enhanced amplification specificity, sensitivity and yield. Hi-Temp DNA Polymerase catalyses the polymerization of nucleotides into duplex DNA in the 5’-3’ direction in the presence of Mg²⁺ and has the 5’-3’ exonuclease activity.

Features:

- Ultra pure recombinant protein which is reversibly complex with anti-Taq monoclonal antibody that blocks replication activity of the enzyme at moderate temperatures.
- Carefully selected anti-Taq antibodies have high thermal stability, providing protection against non-specific primer extension from room temperature to 70°C.
- Formation of complexes between Taq DNA Polymerase and an anti-Taq antibody forms a basis for automatic “hot start” amplification, which allows for the assembly of amplification reactions at room temperature.
- High stability of the complexes allows for the enormous increase in amplification specificity, sensitivity and yield in comparison to the conventional amplification assembly method.
- Increased specificity as a result of reduced amplification artifacts such as primer-dimer formation and mispriming in multiplex amplification.

Applications:

- High throughput hot start PCR
- RT-PCR
- Highly specific amplification of genomic and cDNA targets up to 3 kb
- Amplification of low copy DNA targets
- Real-time PCR
- Multiplex PCR
- Generation of PCR product for TA cloning

Concentration: 2.5 U/μl

Molecular weight: 94 kDa monomer

1

Registered Office

HiMedia Laboratories Pvt Ltd.

Plot No. C-40, Road No. 21Y, MIDC, Wagle Industrial

Estate, Thane, (West) 400604, Maharashtra, INDIA.

Customer Care No.: 00-91-22-6116 9797

Tel : 00-91-22-6147 1919, 6903 4800

Fax : 6147 1920

Web : www.himedialabs.com

Email : info@himedialabs.com

mb@himedialabs.com



Unit Definition:

1U is defined as amount of enzyme that is required to catalyze the incorporation of 10 nmoles of dNTP into acid-insoluble material in 30 minutes at 74°C.

Reaction Buffer:**10X HiBuffer A (Without MgCl₂):**

500mM KCl, 100mM Tris-HCl (pH 9.1 at 20°C) and 0.1% Triton X -100. The buffer is optimized for use with 0.1-0.2mM of each dNTP.

10X HiBuffer S:

160mM (NH₄)₂SO₄, 500mM Tris-HCl (pH 9.2 at 22°C), **17.5mM MgCl₂** and 0.1% Triton X-100. The buffer is optimized for use with 0.35mM of each dNTP.

Storage Buffer:

20 mM Tris-HCl (pH 8.0 at 22°C), 100 mM KCl, 0.5% Tween 20, 0.5% Nonidet-P40, 0.1 mM EDTA, 1mM DTT and 50% Glycerol. Store at -20°C.

Guidelines for PCR optimization using HiMedia's Hi-Temp DNA Polymerase

- **DNA Template**
 1. Use high quality, purified DNA templates.
 2. Approximately 10⁴ copies are required to detect the amplification in 25-30 PCR cycles.
 3. Use higher DNA concentration when few PCR cycles are desired.
- **Primers**
 1. Generally 20-30 bp in size.
 2. GC content between 40-60% ideally.
 3. Melting temperatures should be between 42-65°C.
 4. Final concentration to be used 0.1-0.5µM of each primer.
- **Magnesium Concentration**
 1. Ideal for Hi-Temp DNA Polymerase is 1.5-2.0mM.
 2. Optimum concentration depends on template, buffer and dNTPs.
 3. Higher than optimal concentration yields undesired products and if concentration is too low the concentration, no amplification products are detected.
- **dNTPs**
 1. Typical concentration to be used is 200µM.
 2. Higher than optimal concentration of dNTPs yields higher yield but low fidelity.
- **Hi-Temp DNA Polymerase**

Typical concentration to be used is 0.5 to 2 units per 50µl of reaction.

Quality Control:

All preparations are assayed for contaminating endonuclease, exonuclease, and non-specific DNase activities. Functionally tested in DNA amplification.

Buffers recommended for different sizes of template DNA

Buffers	Size of template DNA to be amplified		
	100bp-5kb	5kb-8kb	8kb-20kb
HiBuffer S (1X)	-	+	+
HiBuffer A (1X)	+	-	-
MgCl ₂	+	+	+

Key: + Indicates recommended buffer

Inhibition and Inactivation:

- Inhibitors: ionic detergents (deoxycholate, sarkosyl and SDS) at concentrations higher than 0.06, 0.02, and 0.01% respectively.
- Inactivated by phenol/chloroform extraction.

Storage conditions: The Hi-Temp DNA Polymerase should be stored at -20°C. When stored under the recommended conditions, the product is stable for 2 years.

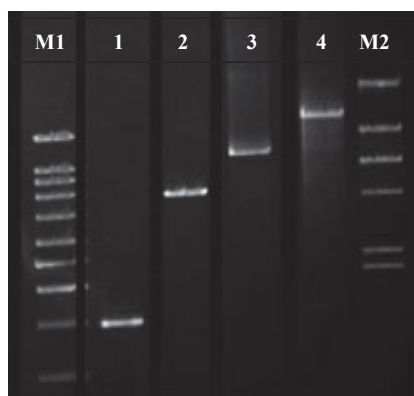



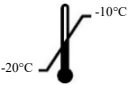






Figure representing amplification of different amplicon sizes using Hi-Temp DNA Polymerase with HiBuffer A and HiBuffer S. Lane M1 : 1kb DNA Ladder, Lane 1 : 1.5kb amplicon, Lane 2 : 5.0kb amplicon, Lane 3 : 8.0kb amplicon, Lane 4 : 10kb amplicon, Lane M2 : Lambda / Hind III Marker

Technical Assistance

At HiMedia, we pride ourselves on the quality and availability of our technical support. For any kind of technical assistance, mail at mb@himedialabs.com.

Symbols

	Manufacturer		Do not use if package is damaged
	Batch code		Temperature limit
	Date of manufacture (YYYY-MM)		Consult instructions for use
	Use-by date (YYYY-MM)		Catalogue number

Identification No.: PIMBT070

Rev.No.:09

Date of Issue: 2026-04

Disclaimer :

User must ensure suitability of the product(s) in their application prior to use. Products conform solely to the information contained in this and other related HiMedia™ publications. The information contained in this publication is based on our research and development work and is to the best of our knowledge true and accurate. HiMedia™ Laboratories Pvt Ltd reserves the right to make changes to specifications and information related to the products at any time. Products are not intended for human or animal or therapeutic use but for laboratory, diagnostic, research or further manufacturing use only, unless otherwise specified. Statements contained herein should not be considered as a warranty of any kind, expressed or implied, and no liability is accepted for infringement of any patents.

HiMedia Laboratories Pvt. Ltd. Reg.office : Plot No. C-40, Road No. 21Y, MIDC, Wagle Industrial Estate, Thane, (West) 400604, Maharashtra, INDIA. Customer Care No.: 00-91-22-6116 9797 Tel: 00-91-22-6147 1919, 6903 4800 Email:mb@himedialabs.com Website: www.himedialabs.com