

MB615MPF-16D HiPurA® Pre- filled Plates for Viral RNA Extraction - 16

Kit Contents

Product Code	Reagents provided	MB615MPF-16D
		96 PR
PF16A	96 Deep-well Plate	6 nos
LA1118B	Magnetic Rod Tip	12 nos
DS0192	Carrier RNA	0.5 mg
DS0013	Proteinase K	0.5 ml
DS0042	Elution Buffer (RNase free water)	7 ml

Intended Use

Recommended for isolation of Viral RNA from various samples like nasopharyngeal swab, oropharyngeal swab in Viral Transport Medium and other body fluids.

Introduction

HiPurA® Pre- filled Plates for Viral RNA Extraction- 16 provides the fastest and easiest way to purify viral RNA for reliable use in amplification technologies. HiPurA® Pre- filled Plates for Viral RNA Extraction- 16 can be used for isolation of viral RNA from a wide variety of viruses, but the performance may vary depending on virus type.

HiPurA® Pre- filled Plates for Viral RNA Extraction- 16

This kit carries out efficient extraction of viral RNA from wide range of viral strains. Sample is first lysed under the highly denaturing conditions provided by Lysis Solution to inactivate RNases and to ensure isolation of intact viral RNA. When Carrier RNA is added to Elution Solution (RNase-free Water), it improves the binding of viral RNA to the magnetic beads especially in the case of low-titre samples, and limits possible degradation of the viral RNA due to any residual RNase activity.

Elution

The yield of RNA depends on the sample type and the number of cells in the sample. A single elution with 50µl of Elution Solution will provide sufficient RNA to carry out multiple amplification reactions.

Storage

HiPurA® Pre- filled Plates for Viral RNA Extraction- 16 can be stored at room temperature (15-25°C) for up to 2 years without showing any reduction in performance. We advise a certain storage temperature for the reagents listed below:

- **On receipt store Carrier RNA (DS0192): at -20°C .**
- **Reconstituted Carrier RNA: -20°C in aliquots to avoid repeated freeze and thaw.**
- **On receipt store Proteinase K (DS0013): at -20°C.**

Materials needed but not provided

- RNase- free pipette tips (aerosol barrier recommended)
- Insta NX® Mag16 (LA1118)
- Vortex
- HiPer® Lock Microcentrifuge Tube, 2.0ml (MBLA017)

Precautions to be taken while handling RNA

Ribonucleases (RNases) are very stable and active enzymes that generally do not require cofactors to function. Since RNases are difficult to inactivate and even minute amounts are sufficient to destroy RNA, do not use any plasticware or glassware without first eliminating possible RNase contamination. Great care should be taken to avoid inadvertently introducing RNases into the RNA sample during or after the isolation procedure. In order to create and maintain an RNase-free environment, the following precautions must be taken during pretreatment and use of disposable and non- disposable vessels and solutions while working with RNA.

1. Always wear latex or vinyl gloves while handling reagents and RNA samples to prevent RNase contamination from surface of the skin or from dusty laboratory equipment. Change gloves frequently and keep tubes closed whenever possible.
2. Use sterile, disposable plasticware and autoclavable pipettes reserved for RNA work to prevent cross-contamination with RNases from shared equipments.
3. Non-disposable plasticware should be treated before use to ensure that it is RNase-free. Plasticware should be thoroughly rinsed with 0.1M NaOH, 1mM EDTA followed by RNase-free water. Alternatively, chloroform-resistant plasticware can be rinsed with chloroform to inactivate RNases.
4. Glassware used for RNA work should be cleaned with a detergent, thoroughly rinsed, and oven baked at 240°C for four or more hours before use. Alternatively, glassware can be treated with DEPC (Diethyl pyrocarbonate). Fill glassware with 0.1% DEPC (0.1% in water), allow to stand overnight at 37°C, and then autoclave or heat to 100°C for 15 min to eliminate residual DEPC.
5. Electrophoresis tanks should be cleaned with detergent solution (e.g., 0.5% SDS), thoroughly rinsed with RNase-free water, and then rinsed with ethanol and allowed to dry.
6. Solutions (water and other solutions) should be treated with 0.1% DEPC.

General Preparation Instructions

1. Thoroughly mix reagents

Examine the reagents for precipitation. If any kit reagent forms a precipitate (other than enzymes), warm at 55-65°C until the precipitate dissolves and allow cooling to room temperature (15-25°C) before use.

2. Ensure that clean & dry Nuclease-free tubes and tips are used for the procedure.
3. Vortex magnetic beads before use.
4. **Reconstitute Carrier RNA (DS0192)**

Carrier RNA (DS0192)	Elution Buffer (RNase free water) (DS0042)
0.5 mg	0.5 ml

Dissolve Carrier RNA thoroughly by pipetting. We recommend storing the reconstituted Carrier RNA at -20°C in aliquots to avoid repeated freeze and thaw.

Specimen Handling and Collection

Collect nasopharyngeal swabs, oropharyngeal swab or nasal aspirate in a sterile container containing appropriate viral transport medium. The specimen can be stored at 4°C upto 48 hours after collection. If any delay is expected, it is recommended to store the specimens at -20°C or lower.

Type of Specimens: Clinical samples (Bronchoalveolar lavage, tracheal aspirate, sputum, nasopharyngeal swab, oropharyngeal swab, nasopharyngeal wash/aspirate or nasal aspirate in viral transport medium and other body fluids)

Set up processing plates as follows:

1. Open the door of Insta NX® Mag16 machine.
2. Select MB615MA program.
3. Place the Magnetic Rod Tip (LA1118B) by sliding onto the machine.

NOTE: After placing the rods ensure that the rods are properly fixed on their place.

4. Remove the seal from the 96 Deep-well Plate (PF16A).

NOTE: Take care while peeling off the seal. Hold the plate firmly by your one hand and then peel off the seal by holding it in your other hand without shaking the plate.

5. Add 50µl of Elution Solution (RNase free water) (DS0042) into the 6th and 12th column of the 96 Deep Well Plate (PF16A).
6. Add 400µl of sample, 5µl of Proteinase K (DS0013), 5µl of Carrier RNA (DS0192) in the 1st and the 7th column of the 96 Deep Well Plate (PF16A).

NOTE: Reconstitute Carrier RNA (Refer General Preparation Instructions)

NOTE: 16 samples can be processed in a single 96 Deep-well Plate (PF16A).

7. Place the plate on the platform and close the door of Insta NX® Mag16 machine.
8. Click on the **RUN** option on the home screen.
9. After the run is complete, remove the 96 Deep Well Plate (PF16A) from the position. Discard the Magnetic Rod Tip (LA1118B). Dispense the eluted RNA from column 6 and column 12 to a new HiPer® Lock Microcentrifuge Tube, 2.0ml (MBLA017)(not provided). The eluate contains pure RNA.

NOTE: If small amount of magnetic beads are observed in the final eluate then keep the cartridges along with cartridge holder on Magnetic pad (not provided) for 4-5 minute and collect supernatant carefully without disturbing beads pellet in new collection tube.

Storage of the eluate with purified RNA: The recommended storage temperature for the eluted RNA is -80°C. Avoid repeated freezing and thawing of the sample which may cause denaturing of RNA.

Warning and Precautions

Certified for *in vitro* Diagnostic Use (IVD). Not for Medicinal Use. Read the procedure carefully before beginning the protocol. Wear protective gloves/protective clothing/eye protection/face protection. Follow good clinical laboratory practices while handling clinical samples. Standard precautions should be

followed as per established guidelines. Safety guidelines may be referred in safety data sheets of the product.

Limitations

The yield of RNA depends upon the type and the volume of starting material used.

Performance and Evaluation

The yield and efficiency of purification is determined by performing Real- Time PCR.

Quality Control

Each lot of HiMedia's HiPurA® Pre- filled Plates for Viral RNA Extraction- 16 is tested against predetermined specifications to ensure consistent product quality.

Safety Information

The HiPurA® Pre- filled Plates for Viral RNA Extraction- 16 is for laboratory use only, not for drug, household or other uses. Take appropriate laboratory safety measures and wear gloves when handling. Not compatible with disinfecting agents containing bleach. Please refer the Safety Data Sheet (SDS) for information regarding hazards and safe handling practices.

Disposal









User must ensure safe disposal by autoclaving and/ or incineration of used or unusable preparations of this product. Follow established laboratory procedures in disposing of infectious materials and material that comes into contact with clinical sample must be decontaminated and disposed off in accordance with current laboratory techniques.

Technical Assistance

At HiMedia, we pride ourselves on the quality and availability of our technical support. For any kind of technical assistance mail to mb@himedialabs.com.

Please refer disclaimer Overleaf.

Symbols

	Manufacturer		Do not use if package is damaged
	Batch code		Temperature limit
	Date of manufacture (YYYY-MM)		Consult instructions for use
	Use-by date (YYYY-MM)		Catalogue number

Identification No.: PIMB615MPF-16D

Rev. No.: 03

Date of Issue: 2025-04

Disclaimer :

User must ensure suitability of the product(s) in their application prior to use. Products conform solely to the information contained in this and other related HiMedia™ publications. The information contained in this publication is based on our research and development work and is to the best of our knowledge true and accurate. HiMedia™ Laboratories Pvt Ltd reserves the right to make changes to specifications and information related to the products at any time. Products are not intended for human or animal or therapeutic use but for laboratory, diagnostic, research or further manufacturing use only, unless otherwise specified. Statements contained herein should not be considered as a warranty of any kind, expressed or implied, and no liability is accepted for infringement of any patents.

HiMedia Laboratories Pvt. Ltd. Reg.office : Plot No. C-40, Road No. 21Y, MIDC, Wagle Industrial Estate, Thane, (West) 400604, Maharashtra, INDIA.
Customer Care No.: 00-91-22-6116 9797 Tel: 00-91-22-6147 1919, 6903 4800 Email: techhelp@himedialabs.com Website: www.himedialabs.com