


## Accessories for Insta NX® Mag 96


<u>Product Name</u>	<u>Product Code</u>	<u>Packing</u>
Accessories for Insta NX® Mag96	LA1097M	480 TST



**LA1097A**  
Magnetic Tip Comb for  
Insta NX® MAg96



**LA1097B**  
96 Deep Well Plate  
for Insta NX® Mag96



**LA1097C**  
96 Elution Plate for  
Insta NX® MAg96

Fig.1 Magnetic Tip Comb for Insta NX® Mag96, 96 Deep Well Plate for Insta NX® Mag96 and 96 Elution Plate for Insta NX® Mag96

### Intended Use

Recommended for purification of nucleic acids for 1-96 samples at a time.

**Introduction:** Accessories for Insta NX® Mag96 comprises of LA1097A- Magnetic Tip Comb for Insta NX® Mag96, LA1097B- 96 Deep Well Plate for Insta NX® Mag96 and LA1097C- 96 Elution Plate for Insta NX® Mag96 which is sufficient to perform 480 tests. The Accessories for Insta NX® Mag96 is used for purification of nucleic acids. The Accessories for Insta NX® Mag96 are compatible for use with solutions containing ethanol or isopropanol.

### Specifications:

#### For LA1097B

**Capacity:** 96 Samples

**For Use:** With Insta NX® Mag96

**Format:** 96

**Product Type:** Lab consumable, Polypropylene

**Description:** 96 Deep Well Plate for Insta NX® Mag96

**Well Type:** V -bottom

**Disposable:** Yes

#### For LA1097A

The Magnetic Tip Comb for Insta NX® Mag96 is compatible with Insta NX® Mag96 (LA1097).

**Storage conditions:** The Accessories for Insta NX® Mag96 can be stored at Room temperature (15-25°C).

**Directions for use:**

1. Slide open the door of the Insta NX® Mag96.
2. Select the desired location on the screen of Insta NX® Mag96 for placing Magnetic Tip Comb for Insta NX® Mag96 in the machine.
3. Place a 96 Deep well plate on the desired location. Insert the Magnetic Tip Comb for Insta NX® Mag96 inside the 96 Deep well plate.
4. Place the filled 96 Deep Well Plates at the other locations in the machine.
5. Close the door of the Insta NX® Mag96.

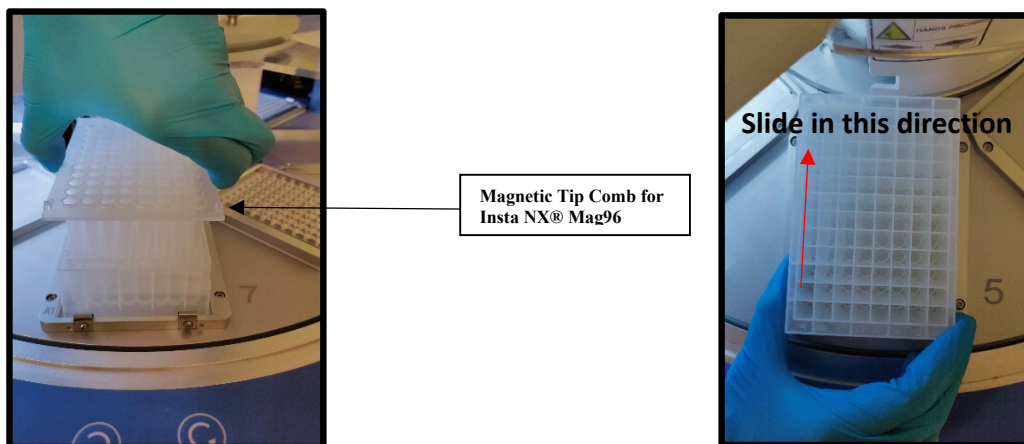


Fig.2 Inserting Magnetic Tip Comb in Insta NX® Mag96

Slide the plate in the direction as shown in the figure




Fig.2 Fixing 96 Deep Well Plate for Insta NX® Mag96 on the machine and inserting Magnetic Tip Comb in Insta NX® Mag96

## Disposal

User must ensure safe disposal by autoclaving and/ or incineration of used or unusable preparations of this product. Follow established laboratory procedures in disposing of infectious materials and material that comes into contact with clinical sample must be decontaminated and disposed off in accordance with current laboratory techniques.

## Warning and Precautions

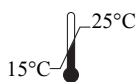
Not for Medicinal Use. Read the procedure carefully. Wear protective gloves/protective clothing/eye protection/face protection. Follow good clinical laboratory practices while handling clinical samples. Standard precautions should be followed as per established guidelines. Safety guidelines may be referred in safety data sheets of the product.

## Safety Information

Take appropriate laboratory safety measures and wear gloves when handling. Not compatible with disinfecting agents containing bleach. Please refer the Safety Data Sheet (SDS) for information regarding hazards and safe handling practices.

## Technical Assistance

At HiMedia, we pride ourselves on the quality and availability of our technical support. For any kind of technical assistance, mail to [mb@himedialabs.com](mailto:mb@himedialabs.com).



Storage temperature



Do not use if package is damaged



HiMedia Laboratories Private Limited,  
Reg. Off: Plot No. C-40, Road No. 21Y,  
MIDC, Wagle Industrial Area, Thane,  
(West) 400604, Maharashtra, INDIA.  
Web: [www.himedialabs.com](http://www.himedialabs.com)



07/2025

PILA1097M\_0/0722

LA1097M-00

## Disclaimer :

User must ensure suitability of the product(s) in their application prior to use. Products conform solely to the information contained in this and other related HiMedia™ publications. The information contained in this publication is based on our research and development work and is to the best of our knowledge true and accurate. HiMedia™ Laboratories Pvt Ltd reserves the right to make changes to specifications and information related to the products at any time. Products are not intended for human or animal or therapeutic use but for laboratory, diagnostic, research or further manufacturing use only, unless otherwise specified. Statements contained herein should not be considered as a warranty of any kind, expressed or implied, and no liability is accepted for infringement of any patents.

HiMedia Laboratories Pvt. Ltd. Reg.office : Plot No. C-40, Road No. 21Y, MIDC, Wagle Industrial Area, Thane, (West) 400604, Maharashtra, INDIA.  
Customer Care No.: 00-91-22-6116 9797 Tel: 00-91-22-6147 1919, 6903 4800 Email: [techhelp@himedialabs.com](mailto:techhelp@himedialabs.com) Website: [www.himedialabs.com](http://www.himedialabs.com)