

Magnetic Rod Tip for Insta NX[®] Mag32

<u>Product Name</u>	<u>Product Code</u>	<u>Packing</u>
Magnetic Rods Tip for Insta NX [®] Mag32	LA1096A	40 NO




Fig.1 Magnetic Rod Tip for Insta NX[®] Mag32

Intended Use

Recommended for adsorption and release of magnetic beads in the sample for purification of nucleic acids.

Introduction: The Magnetic Rod Tip for Insta NX[®] Mag32 is used for purification of nucleic acids. It helps magnetic beads to adsorb, transfer and release in the sample. The Magnetic Rod Tip for Insta NX[®] Mag32 is used for a processing 8 samples at a time. The Magnetic Rod Tip is compatible for use with solutions containing ethanol or isopropanol.

Specifications:

The Magnetic Rod Tip for Insta NX[®] Mag32 is compatible with Insta NX[®] Mag32 (LA1096).

Storage conditions: The Magnetic Rod Tip for Insta NX[®] Mag32 can be stored at Room temperature (15-25°C).

Directions for use:

1. Open the door of the Insta NX[®] Mag32.
2. Place the magnetic rods tip by sliding onto the machine.
3. Place the magnetic rods tip at all the positions onto the machine for 32 samples.
4. Place the filled 96 Deep Well Plates onto the machine.
5. Close the door of the Insta NX[®] Mag32.




Fig.2 Inserting Magnetic Rod Tip in Insta NX® Mag32

Disposal

User must ensure safe disposal by autoclaving and/ or incineration of used or unusable preparations of this product. Follow established laboratory procedures in disposing of infectious materials and material that comes into contact with clinical sample must be decontaminated and disposed off in accordance with current laboratory techniques.

Warning and Precautions

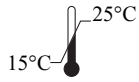
Not for Medicinal Use. Read the procedure carefully. Wear protective gloves/protective clothing/eye protection/face protection. Follow good clinical laboratory practices while handling clinical samples. Standard precautions should be followed as per established guidelines. Safety guidelines may be referred in safety data sheets of the product.

Safety Information

Take appropriate laboratory safety measures and wear gloves when handling. Not compatible with disinfecting agents containing bleach. Please refer the Safety Data Sheet (SDS) for information regarding hazards and safe handling practices.

Technical Assistance

At HiMedia, we pride ourselves on the quality and availability of our technical support. For any kind of technical assistance, mail to mb@himedialabs.com.



Storage temperature



Do not use if package is damaged



HiMedia Laboratories Private Limited,
Reg. Off: Plot No. C-40, Road No. 21Y,
MIDC, Wagle Industrial Area, Thane,
(West) 400604, Maharashtra, INDIA.
Web: www.himedialabs.com



07/2025

PILA1096A_0/0722

LA1096A-00

Disclaimer :

User must ensure suitability of the product(s) in their application prior to use. Products conform solely to the information contained in this and other related HiMedia™ publications. The information contained in this publication is based on our research and development work and is to the best of our knowledge true and accurate. HiMedia™ Laboratories Pvt Ltd reserves the right to make changes to specifications and information related to the products at any time. Products are not intended for human or animal or therapeutic use but for laboratory, diagnostic, research or further manufacturing use only, unless otherwise specified. Statements contained herein should not be considered as a warranty of any kind, expressed or implied, and no liability is accepted for infringement of any patents.

HiMedia Laboratories Pvt. Ltd. Reg.office : Plot No. C-40, Road No. 21Y, MIDC, Wagle Industrial Area, Thane, (West) 400604, Maharashtra, INDIA.
Customer Care No.: 00-91-22-6116 9797 Tel: 00-91-22-6147 1919, 6903 4800 Email: techhelp@himedialabs.com Website: www.himedialabs.com