

Luria Bertani Broth, Miller pH 7.0 (Miller Luria Bertani Broth, pH 7.0) G2119

Recommended for the cultivation and maintenance of recombinant strains of *Escherichia coli* for genetic and molecular biology studies; may be used for routine cultivation and estimation of not particularly fastidious microorganisms.

Composition**:

Ingredients	Grams/Litre
Tryptone	10.000
Yeast extract	5.000
Sodium chloride	10.000
Final pH (at 25°C)	7.0±0.2

** Formula adjusted, standardized to suit performance parameters

Directions:

Suspend 25 grams in 1000 ml purified distilled water. Heat if necessary to dissolve the medium completely. Dispense in tubes or flasks as desired. Sterilize by autoclaving at 15 lbs pressure (121°C) for 15 minutes.

Principle and Interpretation:

Luria Bertani Broth, Miller pH 7.0 (Miller Luria Bertani Broth, pH 7.0) is slightly different with double amount of sodium chloride as compared to original media described by Lennox (4) for cultivation and maintenance of recombinant strains of *Escherichia coli* (1). The media is nutritionally rich for the growth of pure cultures of recombinant strains.

In this media, Tryptone provides peptides while Vitamin B complex is provided by yeast extract. Sodium chloride provides sodium ions for membrane transport and also maintains the osmotic equilibrium of the medium.

Luria Bertani Broth is a versatile and essential tool in molecular biology for bacterial culture, particularly *Escherichia coli*. It's widely used for growing transformed cultures, preparing cells, and gene studies.

Quality Control

- **Appearance of Powder:** Cream to yellow homogeneous free flowing powder
- **Colour and Clarity of the prepared medium:** Yellow to amber coloured clear solution in tubes
- **Reaction:** Reaction of 2.5% w/v aqueous solution at 25°C. pH: 7.0±0.2
- **pH:** 6.8-7.2

- **Cultural Response:** Cultural characteristics observed after an incubation at 35 - 37°C for 18 - 24 hours.
- **Specimen:** Isolated Microorganisms

Organisms	Inoculum (CFU)	Growth
<i>Escherichia coli</i> ATCC 23724	50 - 100	luxuriant
<i>Escherichia coli</i> ATCC 25922 (00013*)	50 - 100	luxuriant
<i>Escherichia coli</i> DH5 alpha MTCC 1652	50 - 100	luxuriant

Key: (*) Corresponding WDCM numbers.

- **Molecular Biology applications:** Luria Bertani Broth, Miller has been tested for growth of recombinant *E. coli* cultures, plasmid DNA extraction and protein gene expression studies.

Applications:

Luria Bertani Broth, Miller pH 7.0 (Miller Luria Bertani Broth, pH 7.0) can be used for the growth of recombinant *E. coli* cultures containing plasmids with selective markers for applications such as Transformation, Cloning, Bacterial gene expression and many other downstream applications.

Storage and Shelf-life:

Store between 10-30°C in a tightly closed container and the prepared medium at 15-25°C. Use before expiry date on the label. On opening, product should be properly stored dry, after tightly capping the bottle in order to prevent lump formation due to the hygroscopic nature of the product. Improper storage of the product may lead to lump formation. Store in dry ventilated area protected from extremes of temperature and sources of ignition Seal the container tightly after use. Product performance is best if used within stated expiry period.

Disposal:

User must ensure safe disposal by autoclaving and/or incineration of used or unusable preparations of this product. Follow established laboratory procedures in disposing of infectious materials and material that comes into contact with clinical sample must be decontaminated and disposed of in accordance with current laboratory techniques (2,3).

Warning and Precautions:









Read the label before opening the container. Wear protective gloves/protective clothing/eye protection/ face protection. Follow good microbiological lab practices while handling specimens and culture. Standard precautions as per established

guidelines should be followed while handling specimens. Safety guidelines may be referred in individual safety data sheets.

References:

1. Atlas R.M., 1983, Handbook of Microbiological Media, Ed. By Parks L., CRC Press, Inc.
2. Isenberg, H.D. Clinical Microbiology Procedures Handbook. 2nd Edition.
3. Jorgensen, J.H., Pfaller , M.A., Carroll, K.C., Funke, G., Landry, M.L., Richter, S.S and Warnock., D.W. (2015) Manual of Clinical Microbiology, 11th Edition. Vol. 1.
4. Lennox E.S./ 1955, Transduction of Linked Genetic Characters of the host by bacteriophage P1., Virology, 1:190.

Symbols:

	Manufacturer		Do not use if package is damaged
	Batch code		Temperature limit
	Date of manufacture (YYYY-MM)		Consult instructions for use
	Use-by date (YYYY-MM)		Catalogue number

Identification No.: PIG2119
 Rev No.: 02
 Date of Issue.: 2025-03

Disclaimer :

User must ensure suitability of the product(s) in their application prior to use. Products conform solely to the information contained in this and other related HiMedia™ publications. The information contained in this publication is based on our research and development work and is to the best of our knowledge true and accurate. HiMedia™ Laboratories Pvt Ltd reserves the right to make changes to specifications and information related to the products at any time. Products are not intended for human or animal or therapeutic use but for laboratory, diagnostic, research or further manufacturing use only, unless otherwise specified. Statements contained herein should not be considered as a warranty of any kind, expressed or implied, and no liability is accepted for infringement of any patents.

HiMedia Laboratories Pvt. Ltd. Reg.office : Plot No. C-40, Road No. 21Y, MIDC, Wagle Industrial Area, Thane, (West) 400604, Maharashtra, INDIA.
 Customer Care No.: 00-91-22-6116 9797 Tel: 00-91-22-6147 1919, 6903 4800 Email: techhelp@himedialabs.com Website: www.himedialabs.com